


PRODUCTION OF PATTERNS

Pattern is the organization or arrangement of repeated motifs in a unique manner so as to create rhythm, balance and harmony.


Types of repeat pattern

1. Simple repeat pattern
2. Half drop pattern
3. Mirror repeat pattern
4. Diamond repeat pattern

Simple repeat pattern: In this pattern, motifs are arranged in rows and columns, vertically and horizontally. To achieve this easily, draw faint lines on the material you intend to use for your design as shown below:

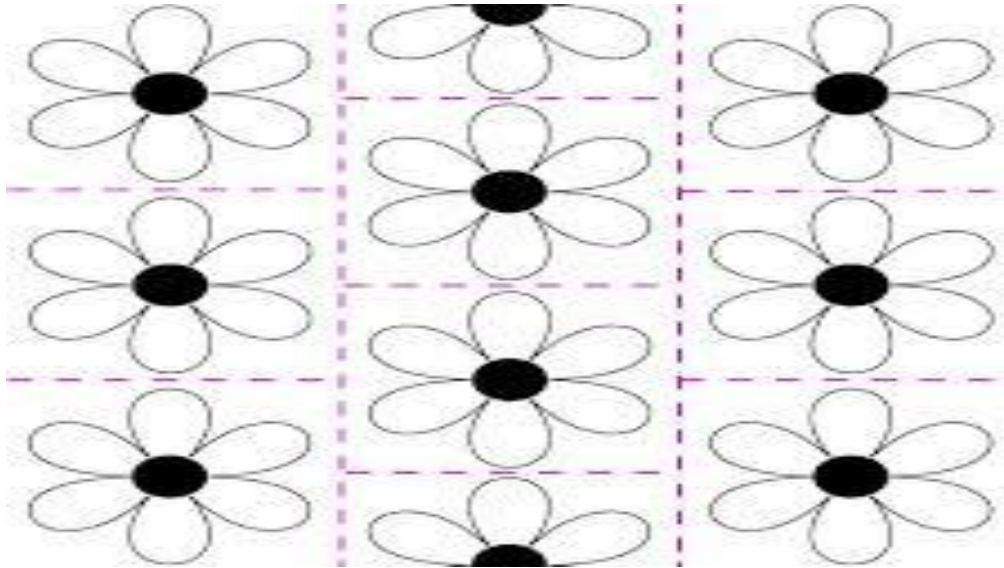


Put your motif in each of the boxes as shown below:

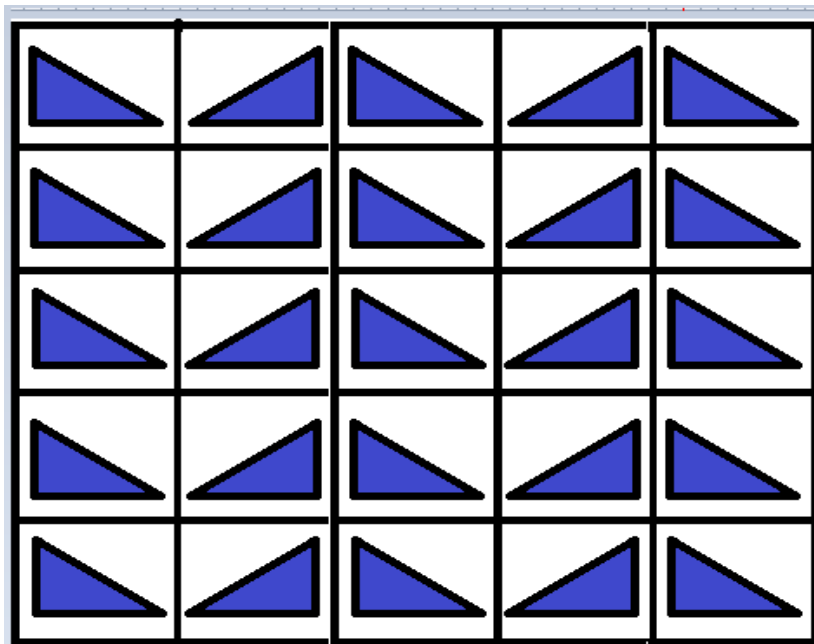


Half drop pattern: In this pattern, the motifs are displaced against each other halfway in a row.


An example is shown below:



Mirror repeat pattern: This is a pattern that has the motifs reflecting themselves. Here, the motifs face one another. See an example below:



Diamond repeat pattern: This pattern is arranged in a way that it creates the effect of a diamond shape. Below is an example:



Summary

Review Questions

1. Define pattern.
2. List and explain the four types of repeat patterns.
3. Produce a design of your choice based on an of the types of repeat patterns.